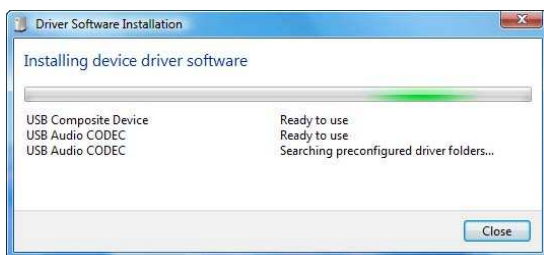


## Using M series USB mixer with Vista®

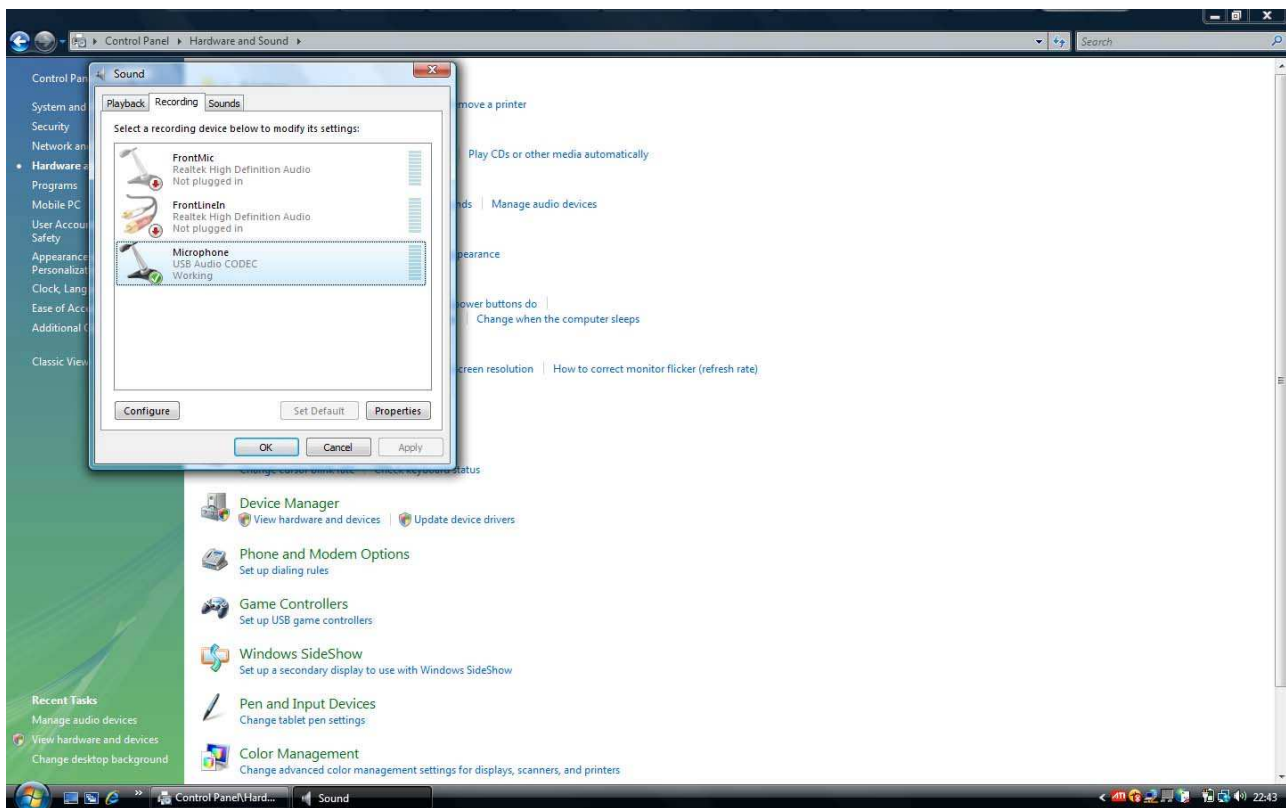
Your PROEL M series USB mixer comes with a Full Speed USB port which you can connect to a computer. This USB connection allows you to exchange CD-quality (stereo, 16-bit, 44.1 kHz) audio between the computer and your mixer. This feature allows you to use the PROEL M series USB as a highly flexible external soundcard. Use the computer's built in audio recorder or use dedicated Digital Audio Workstation software (DAW) to record and play back CD-quality audio within your computer. PROEL suggested USB cables are USB2ABLU18 type for 1.8 mt (5,91 ft.) length or USB2ABLU3 type for 3.0 mt (9,89 ft.) length. If you need to connect the PROEL M series USB across a longer distance than 3 mt we recommend that you do not use hubs and other extenders, that often cause glitches and other problems.

### Connection instructions for Windows Vista.

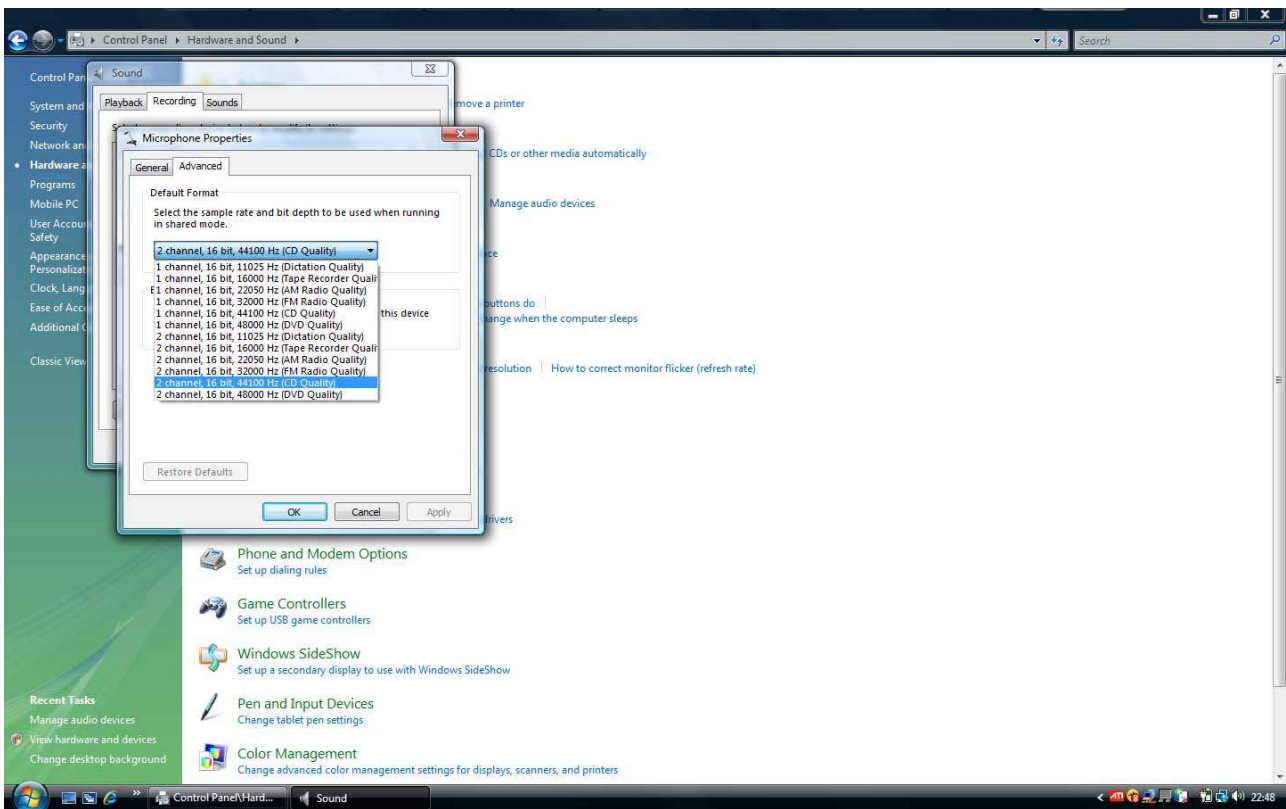
Upon first sensing the PROEL M series USB input, Windows Vista automatically recognize the unit and proceed to install "USB audio codec" drivers.



After the unit has been recognized and its drivers have been installed, open the Control Panel.



Select Hardware and Sound, Sound, go to the Recording tab, and select "Microphone USB audio codec" (The operating system assigns this function automatically).



In the Advanced properties of "Microfono USB audio codec" change the Default Format in "2 channel, 16 bit, 44100 Hz (CD Quality)".

If you want to avoid hearing the sounds of Windows Vista simply choose as a combination of sounds system "No sound"

